



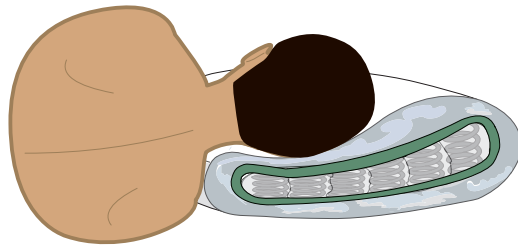
The DUX Xleep Pillow

WHAT SWEET DREAMS ARE MADE OF

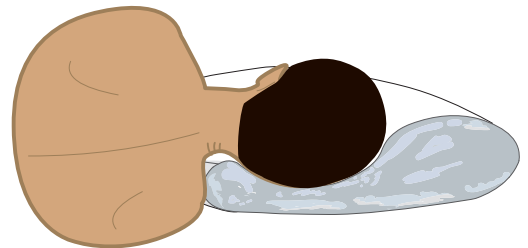
The DUX Xleep pillow incorporates a revolutionary supple inner spring system. It is encased in a down filled removable cover.



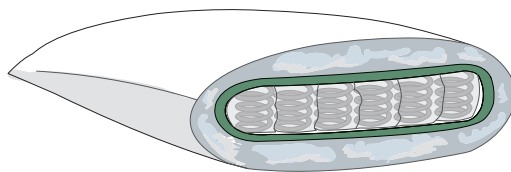
EXPERIENCE THE DUX DIFFERENCE



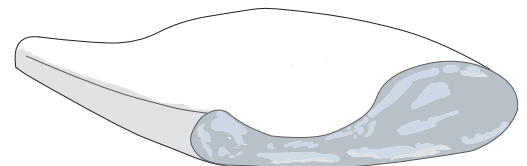
>> DUX Xleep pillow support
In the DUX Xleep Pillow, the spring core allows your head to sink in just enough so that it remains level with the spine.



>> Regular pillow support
With a regular pillow, your head isn't well supported, and sinks too deeply.



>> DUX Xleep pillow shape
The active spring support of the DUX Xleep Pillow keeps it firm over time, allowing it to retain its supportive, yet stable shape.



>> Regular Pillow shape
Regular pillows, on the other hand, form indentions and pockets, and flatten over time.

DIMENSIONS AND SPECIFICATIONS

European Sizes:

- 50 x 60 cm
- 50 x 70 cm
- 40 x 80 cm
- 60 x 63 cm
- "Dream Size" 72 x 92 cm

The DUX Xleep Pillow is also available in certain USA sizes. Please contact your local store to inquire. It cannot be ordered in custom sizes.

DUX, The DUX Bed, DUXIANA and Xleep are Trademarks or Registered Trademarks of DUX DESIGN, AB. All rights reserved © 2007. DUX reserves the right to change product specifications without notice.

EXCLUSIVELY AT
DUXIANA
STORES

www.DUXIANA.com